

Lesson Plans & Worksheets

PAWS IN JOBLAND

Grades 3 - 5





Lesson Plan 17 - Jobs and Places

Individual activity: 30 minutes.

Learning objectives:

- To understand how some jobs are linked to specific geographical locations, while others can be done almost anywhere
- To understand individual perception

Curriculum links: Geography, Technology
– database exploration.

Resources needed/preparation:

- Photocopies of Worksheet 17
- Crayons/fiber-tip pens
- Writing materials

Background: Certain jobs can be grouped together with relation to where they are done. This worksheet activity prompts children to think about where certain jobs are likely to take place, given the choice of urban, rural and near a large body of water.

Introduction/guidelines for students:

- All of the jobs mentioned on this worksheet are explained on Paws in Jobland. It would therefore be useful for those who may not be familiar with jobs such as **urban planner** and **ship captain** to use Paws in Jobland before attempting this worksheet. Alternatively, the worksheet could be done while looking at the program.
- You might like to discuss the fact that some jobs are location specific before attempting this activity. You could highlight the example **marine biologist**, which is given on the worksheet.
- Ask the children to consider each job that is listed, thinking about the location most likely for each to take place.

Ideas for further development:

- There is an opportunity here to prompt discussion on your local environment. For example, if your school is located in a rural town near the sea, your students could potentially state that all of the jobs take place in all of the locations.
- You could address the concept of perception. Talk about the way that we all look at things differently, according to our individual or societal situation. Experience is an important factor here. A child living near a seaside resort (where there are many tourist hotels) may perceive that a hotel manager is most likely to work at the seaside, whereas that job is just as likely to exist in a town or in the countryside.

Display ideas:

You could create three spaces in a display area, one each for near a large body of water, rural and urban. The students could find things that are relevant to the three locations, objects that conjure up those places. Relevant poetry could be found or written and displayed along with the objects.




Worksheet 17 - Jobs and Places


My Name: _____ Date: _____

Materials/Resources Needed:

- Photocopies of Worksheet 13
- Writing materials
- Crayons and fiber-tip pens

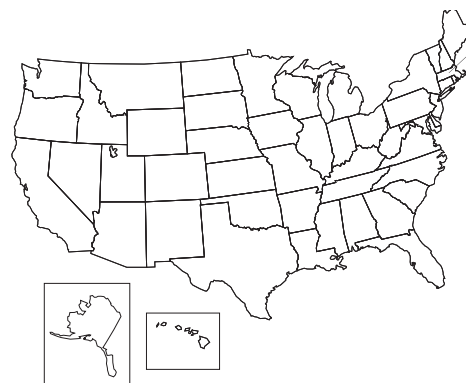


Here are some jobs. Draw a **town or city**, **countryside** or **seaside** picture next to each job, depending upon where you think that job is done. Some jobs could be done in more than one place. What do you think? The first one is done for you.

Marine Biologist	
Archeologist	
Hotel Manager	
Advertising Sales Agent	
Farmer	
Ship Captain	

Editor	
Forester	
Urban Planner	
Fish Farm Worker	
Plumber	
Veterinarian	

Some jobs are done in cities and towns, some are done in the rural areas, and others are done near the ocean.





Paws in Jobland is a trademark of Studie og Erhverv International ApS and is used under license by Bridges Transitions Inc., a XAP Corporation company. Copyright ©2013 XAP Corporation. All rights Reserved.