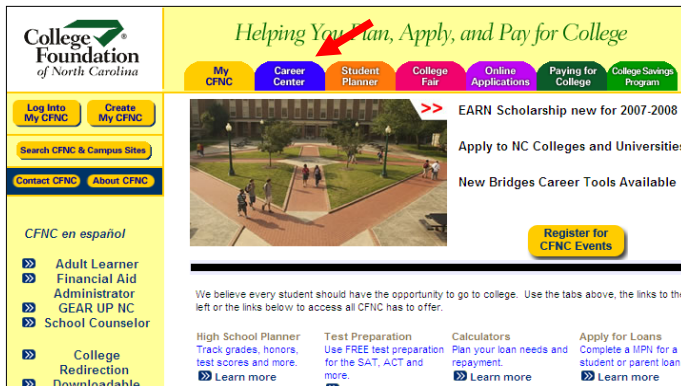


Bridges Assessment Tools – Instruction Guide

Accessing Bridges Assessment Tools from CFNC.org

The CFNC Assessment tools are a powerful way to learn more about yourself and your interests.

From the CFNC Home Page (CFNC.org), click on the Career Center tab.



Select the CFNC Bridges Planning Tools link.



Select the **Assessment** link located at the bottom of the CFNC Bridges Planning Tools home page.



Note: If you have not logged into CFNC, you will be prompted to at this time. If you do not have a CFNC account, click the New User button to create your free account.

Once on the Assessment Tools home page, you will be granted access to the appropriate tools for your grade level.



Ability Profiler

Recommended Age Range: High School – Adult Learners

The Ability Profiler is a six-part timed assessment that evaluates a user’s abilities in the areas of Arithmetic Reasoning, Vocabulary, Three-Dimensional Space, Computation, Name Comparison and Object Matching.

To access the Ability Profiler, select the icon from the Assessment Tools home page. To begin the aptitude test, click on the **Next** button.

Once the password has been entered, the assessment instructions will be provided.



Before using the assessment, you will need to enter the Ability Profiler password “**begin** “. It is encouraged that counselors are present when students take this aptitude test in order to assist students in comprehending their results.



Do What You Are

Recommended Age Range: Middle School – High School

The Do What You Are assessment is a unique and powerful web-based career development and advising solution based on the proven science of Personality Type.

To access Do What You Are, select the icon from the Assessment Tools home page. In order to take this assessment, students must register. If previously registered, they can type in their username and password in the log-in fields.

During the registration process, students are asked to identify their school counselor.

Once selected, the counselor will be able to view each student's progress on the assessment. This progress can be accessed through the Professional Tools section of the website.

Helpful Hint: When registering for this assessment, you can use your CFNC username and password as your Do What You Are account information.

After logging in, select the link **Start Do What You Are**.

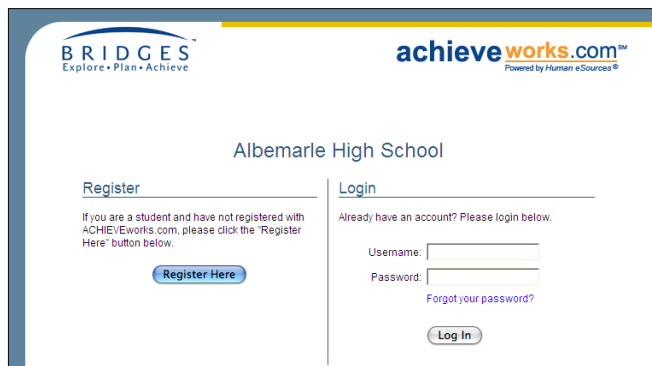
Once you have read the introduction text, click the **Continue** button to begin the assessment.

The Learning Style Inventory

Recommended Age Range: Middle School – High School

The Learning Style Inventory is a comprehensive approach to determining your individual learning style.

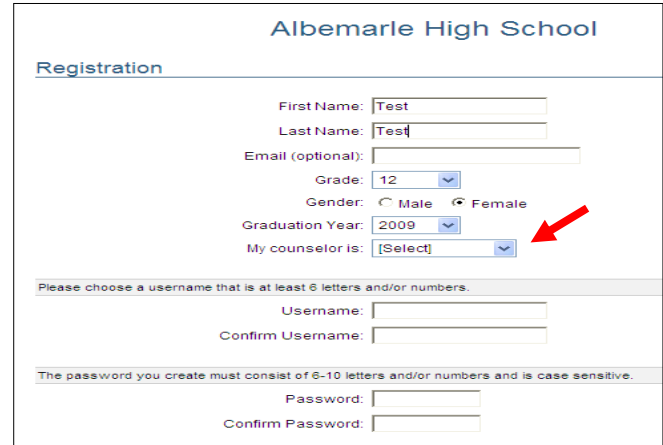
To access the Learning Style Inventory, select the icon from the Assessment Tools home page. Students must register to begin this assessment. If previously registered, students can enter their username and password in the log-in fields.



During the registration process, students are asked to identify their school counselor.

Once selected, the counselor will be able to view each student’s progress on the assessment. This progress can be accessed through the Professional Tools section of the website.

Helpful Hint: When registering for this assessment, you can use your CFNC username and password as your Learning Style Inventory account information.



After logging in, select the link: **Start The Learning Style Inventory.**



Once you have read the introduction text, click the **Continue** button to begin the assessment.